

TEL. 9554725, 55110031

PABX-575,

Mail: fxdeal@janatabank-bd.co

Exchange Rate Circular - 043



JANATA BANK LIMITED

TREASURY DEPT.(FRONT OFFICE)

HEAD OFFICE, DHAKA

INDICATIVE ONLY: Rates may vary in the

For Previous Rate Sheet Click

<https://goo.gl/URA0t4>

DATE : 03 Mar 2021

Wednesday

EFFECTIVE DATE: 03 Mar 2021

same day

A) CROSS RATE OF SYD, TOK, HKG & S.E. ASIAN MARKETS AS ON 03/03/2021

	GBP/USD	EUR/USD	USD/JPY	USD/C.DLR	USD/S.FRA	AUD/USD
SELLING	1.3963	1.2086	106.8600	1.2568	0.9154	0.7869
BUYING	1.3959	1.2082	106.8700	1.2568	0.9155	0.7869

B) JANATA BANK LTD'S CASH

CURRENCY & T.C TO PUBLIC TK PER UNIT OF FOREIGN CURRENCY

SELLING	CURRENCY	BUYING	SELLING	CURRENCY	BUYING
86.7000	US Dollar	84.1000	23.5000	Saudi Riyal	20.5000
115.8000	G. B. Pound	109.8000	23.9000	UAE. Dirham	22.5000
102.3500	Euro	97.0000	20.8000	MAL.Ringit	18.0000
67.3472	Aus. Dollar	57.8972	1.2200	Indian Rupee	1.1200

BE SAME AS SELLING T.T.& O.D AND BUYING O.D. TRANSFER

SELLING		NAME OF CURRENCY	BUYING			
T.T.& O.D.	B.C.		T.T.CLEAN	T.T.DOC	O.D.SIGHT EXP.BILLS	O.D. TRANSFER
84.9500	84.9500	US Dollar	84.2000	84.1500	84.1000	83.9000
120.6999	120.8418	G. B. POUND	117.0665	116.8909	116.6458	116.1807
104.7320	104.9682	EURO	100.8070	100.1483	99.9996	99.8010
0.8184	0.8246	JP.YEN	0.7911	0.7843	0.7830	0.7325
69.5898	69.7676	CAN.DLR	68.1766	68.0995	67.8928	67.2405
94.2397	94.4020	SWISS.FRANC	92.7833	92.5850	92.4850	91.9471
222.5057	222.7810	OMANIAN RIYAL	219.1501	211.9164	211.2743	210.1645
11.2500	11.4358	H.K.DLR	10.9261	10.9145	10.8826	10.8507
65.0919	67.4829	SING.DLR	63.7341		62.4806	56.8480
2.8319	2.8363	THI.BAHT	2.7964		2.7853	2.7772
21.1764	21.1961	MAL.RINGIT	20.9155		20.8323	20.7713
23.3010	23.3092	UAE.DIRHAM			22.9816	22.9975
22.8171	22.8751	SAUDI RIYAL			22.5073	22.4400
21.0000	21.5000	QATAR RIYAL				20.0000
282.4014	285.6428	KUWAIT DINAR				255.0000
224.7528	224.0943	BAHRAIN DINAR				216.0355
13.5928	14.1931	CHINESE YUAN				12.5000

D) USANCE RATE:	30 DAYS	60 DAYS	90 DAYS	120 DAYS	150 DAYS	180 DAYS
US Dollar	83.5988	83.1077	82.6165	82.1253	81.6342	81.1430
G. B. POUND	115.9629	115.2800	114.3045	113.9142	113.2314	112.5485
EURO	99.4116	98.8235	97.9835	97.6474	97.0594	96.4714

E) FORWARD RATE:		1 MONTH	2 MONTHS	3 MONTHS	6 MONTHS	1 YEAR
SELLING	US Dollar	85.5270	85.8040	86.1309	87.3119	0.0000
BUYING	US Dollar	84.6053	85.0604	85.3158	86.5315	0.0000


F) NFCD INTT RATE, EFFECT ON: 01.03.2021 To 15.03.2021	1 MONTH	3 MONTHS	6 MONTHS	12 MONTHS
US Dollar	0.11820	0.18791	0.20249	0.28304
G. B. POUND	0.04638	0.06584	0.08254	0.14564
EURO	0.00000	0.00000	0.00000	0.00000


G) LIBOR AS ON 02/03/2021, 60 DAYS 0.14813 90 DAYS 0.18338 180 DAYS 0.20675


H) INDICATIVE RATE OF 01 SDR, USD WITH NTL, CUR OF ACU MEMBERS AS IMF RATE 26/02/2021	IN.RS	N.RS	SL.RS	PK.RS	BD TK	USD
USD 1	73.0408	110.0409	175.0610	134.5500	84.5800	
SDR 1	105.1255	158.3787	251.9603	193.6540	121.7336	1.4393

IN CASE OF AUS. DOLLAR CASH RATE WILL BE USED FOR T.T ALSO

Rates mentioned in row C, D, E and F are applicable only for bank's own customers.


Md. Nur Islam
PO
Prepared By


Syeda Hasinatul Jannat
SPO
Checked By


Shipra Biswas
AGM
Authorized Signature


Md. Yakut Mia
DGM
Authorized Signature